


NNCI—Nanoscale Science and Engineering

Exploring Magnetic Nanoparticles

Explore!

1. Pick up container 1 and place the magnet on top. Turn the container over and then upright (keep magnet on top). What happens?
2. Pick up container 2 and place the magnet on top. Turn the container over and then upright (keep magnet on top). What happens?
3. Pick up container 3 and place the magnet **under it** and move it around. Do not tilt or turn over container. What happens?
4. Pick up container 4. Can you see the penny in the liquid? Place the magnet **under the container**. Do not tilt or turn over container. What happens to the penny?



<http://tesladownder.com/Ferrofluid.htm> Creative Commons

Ferrofluids: Nanoparticles

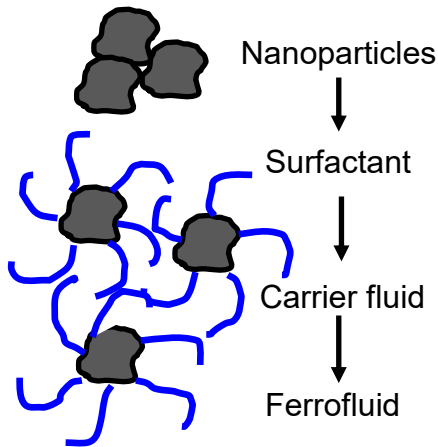
Magnetic

Ferrofluid is a unique material that has both magnetic and liquid properties. A ferrofluid is a colloidal mixture of nanosized particles (10nm) of typically iron oxide (magnetite). It consists of solid particles suspended in a liquid.

Ferrofluid is paramagnetic—a nanoscale property. Nanoscale ferromagnetic materials will only become strongly magnetized in a magnetic field. When there is no magnetic field, the ferrofluid appears as metal particles suspended in a liquid. When near a magnet, the particles become temporarily magnetized and form structures in the fluid.

NNCI—Nanoscale Science and Engineering

Exploring Magnetic Nanoparticles



Ferrofluid was discovered by NASA in the 1960s while they were trying different methods to control liquids in space.


A surfactant (oleic acid, citric acid, soy lecithin) is used to coat the nanoparticles to prevent them from accumulating into clumps that would be too heavy to stay in suspension.

<http://commons.wikimedia.org/wiki/File:Infinit>



Used in speakers to keep parts cool and sealed.

Ferrofluids are used in space



<http://spaceflight.nasa.gov/gallery/images/station/crew-36/html/iss036e008215.html>



MRI - magnetic resonance imaging

(© Cammeraydave | Dreamstime.com)



Computer hard disc drive - seals drive to keep particles out.

© Afxhome | Dreamstime.com